



HIGH PERFORMANCE CRANE ROPE

BRIDON ENDURANCE DYFORM® 6



BRIDON ENDURANCE DYFORM® 6PI





AVAILABLE IN 6x19/6x26/6x36 DEPENDING UPON DIAMETER AND APPLICATION.

DIAMETER		NOMINAL LENGTH MASS		MINIMUM BREAKING FORCE						AXIAL STIFFNESS @20% LOAD	TORQUE GENERATED @20% LOAD		METALLIC CROSS SECTION
				EIP/1960			EEIP/2160				ORDINARY	LANG'S	
mm	inch	kg/m	lb/ft	kN	TONS (short)	TONS (metric)	kN	TONS (short)	TONS (metric)	MN	Nm	Nm	mm²
-	5/16	0.289	0.194	55.2	6.20	5.63	57.5	6.46	5.86	3.43	5.66	9.00	33.2
8.00	-	0.294	0.197	55.2	6.20	5.63	57.5	6.46	5.86	3.49	5.79	9.22	33.7
9.00	-	0.372	0.250	69.9	7.86	7.13	72.8	8.18	7.42	4.41	8.25	13.1	42.7
-	3/8	0.416	0.280	78.2	8.79	7.97	81.5	9.16	8.31	4.94	9.79	15.6	47.8
10.0	-	0.459	0.308	86.2	9.69	8.79	89.9	10.1	9.17	5.45	11.3	18.0	52.7
11.0	-	0.555	0.373	106	11.9	10.8	109	12.3	11.1	6.59	15.1	24.0	63.7
-	7/16	0.567	0.381	106	11.9	10.8	109	12.3	11.1	6.73	15.6	24.7	65.0
12.0	-	0.661	0.444	124	13.9	12.6	129	14.5	13.2	7.84	19.6	31.1	75.9
-	1/2	0.740	0.497	136	15.3	13.9	145	16.3	14.8	8.79	23.2	36.9	85.0
13.0	-	0.776	0.521	142	16.0	14.5	152	17.1	15.5	9.21	24.9	39.5	89.0
14.0	-	0.900	0.605	165	18.5	16.8	176	19.8	17.9	10.7	31.1	49.4	103
-	9/16	0.937	0.630	172	19.3	17.5	183	20.6	18.7	11.1	33.1	52.5	108
15.0	-	1.03	0.694	190	21.4	19.4	202	22.7	20.6	12.3	38.3	60.8	119
-	5/8	1.16	0.777	212	23.8	21.6	230	25.9	23.5	13.7	45.4	72.0	133
16.0	-	1.18	0.790	212	23.8	21.6	230	25.9	23.5	13.9	46.5	73.7	135
17.0	-	1.33	0.891	239	26.9	24.4	260	29.2	26.5	15.7	55.8	88.4	152
18.0	-	1.49	1.00	268	30.1	27.3	291	32.7	29.7	17.6	66.3	105	171
19.0	-	1.66	1.11	299	33.6	30.5	324	36.4	33.0	19.7	77.9	123	190
-	3/4	1.67	1.12	299	33.6	30.5	324	36.4	33.0	19.8	78.6	124	191
20.0	-	1.84	1.23	331	37.2	33.8	359	40.4	36.6	21.8	90.9	144	211
22.0	-	2.22	1.49	401	45.1	40.9	435	48.9	44.4	26.4	121	192	255
-	7/8	2.27	1.52	401	45.1	40.9	435	48.9	44.4	26.9	125	198	260
24.0	-	2.64	1.78	477	53.6	48.6	518	58.2	52.8	31.4	157	249	303
-	1	2.96	1.99	534	60.0	54.5	580	65.2	59.1	35.1	186	295	340
26.0	-	3.10	2.09	560	62.9	57.1	607	68.2	61.9	36.8	200	316	356
28.0	-	3.60	2.42	649	73.0	66.2	704	79.1	71.8	42.7	250	395	413
-	1 1/8	3.75	2.52	676	76.0	68.9	734	82.5	74.8	44.5	265	420	430
30.0	-	4.13	2.78	745	83.7	76.0	809	90.9	82.5	49.0	307	486	474
-	1 1/4	4.63	3.11	848	95.3	86.5	920	103	93.8	54.9	364	576	531
32.0	-	4.70	3.16	848	95.3	86.5	920	103	93.8	55.8	373	590	539
34.0	-	5.31	3.57	957	108	97.6	1040	117	106	63.0	447	707	609
-	1 3/8	5.60	3.76	1010	114	103	1100	124	112	66.4	485	767	643
36.0	-	5.95	4.00	1070	120	109	1160	130	118	70.6	531	840	683
38.0	-	6.63	4.45	1200	135	122	1300	146	133	78.7	625	988	761
-	1 1/2	6.66	4.48	1200	135	122	1300	146	133	79.1	629	996	765
40.0	-	7.34	4.93	1320	148	135	1440	162	147	87.2	728	1150	843
-	1 5/8	7.82	5.25	1410	158	144	-	-	-	92.8	800	1270	897
42.0	-	8.10	5.44	1460	164	149	-	-	-	96.1	843	1330	929
44.0	-	8.89	5.97	1600	180	163	-	-	-	105	970	1530	1020
-	1 3/4	9.07	6.09	1600	180	163	-	-	-	108	1000	1580	1040
46.0	-	9.71	6.53	1750	197	178	-	-	-	115	1110	1750	1110
-	1 7/8	10.4	7.00	1910	215	195	-	-	-	124	1230	1940	1190
48.0	-	10.6	7.11	1910	215	195	-	-	-	125	1260	1990	1210
50.0	-	11.5	7.71	2070	233	211	-	-	-	136	1420	2250	1320

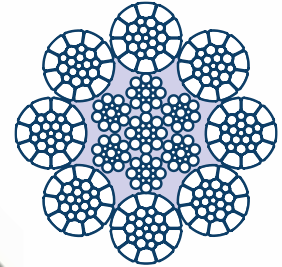

This table is for guidance purposes only with no guarantee or warranty (express or implied) as to its accuracy. The products described may be subject to change without notice, and should not be relied on without further advice from Bridon.

HIGH PERFORMANCE CRANE ROPE

BRIDON ENDURANCE DYFORM® 8



BRIDON ENDURANCE DYFORM® 8 PI



AVAILABLE IN 8x19/8x26/8x36 DEPENDING UPON DIAMETER AND APPLICATION


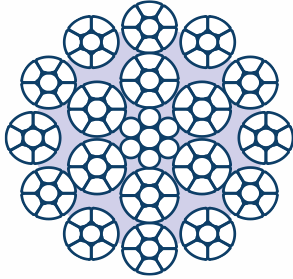
DIAMETER		NOMINAL LENGTH MASS		MINIMUM BREAKING FORCE						AXIAL STIFFNESS @20% LOAD	TORQUE GENERATED @20% LOAD		METALLIC CROSS SECTION
				EIP/1960			EEIP/2160				ORDINARY	LANG'S	
mm	inch	kg/m	lb/ft	kN	TONS (short)	TONS (metric)	kN	TONS (short)	TONS (metric)	MN	Nm	Nm	mm²
-	3/8	0.427	0.287	86.2	9.69	8.79	-	-	-	4.83	10.6	13.8	48.5
10.0	-	0.471	0.316	89.2	10.00	9.10	-	-	-	5.32	12.3	15.9	53.4
11.0	-	0.570	0.383	110	12.4	11.2	-	-	-	6.44	16.4	21.2	64.6
-	7/16	0.582	0.391	110	12.4	11.2	-	-	-	6.57	16.9	21.9	65.9
12.0	-	0.678	0.456	128	14.4	13.1	-	-	-	7.66	21.3	27.5	76.9
-	1/2	0.760	0.510	144	16.2	14.7	-	-	-	8.58	25.3	32.6	86.1
13.0	-	0.796	0.535	150	16.9	15.3	-	-	-	8.99	27.1	35.0	90.3
14.0	-	0.923	0.620	174	19.6	17.7	-	-	-	10.4	33.8	43.7	105
-	9/16	0.961	0.646	181	20.3	18.5	-	-	-	10.9	36.0	46.4	109
15.0	-	1.06	0.712	198	22.3	20.2	-	-	-	12.0	41.6	53.7	120
-	5/8	1.19	0.798	226	25.4	23.0	236	26.5	24.1	13.4	49.4	63.7	135
16.0	-	1.21	0.810	226	25.4	23.0	236	26.5	24.1	13.6	50.6	65.2	137
17.0	-	1.36	0.915	255	28.7	26.0	267	30.0	27.2	15.4	60.7	78.2	154
18.0	-	1.53	1.03	286	32.1	29.2	299	33.6	30.5	17.2	72.0	92.8	173
19.0	-	1.70	1.14	318	35.7	32.4	333	37.4	34.0	19.2	84.7	109	193
-	3/4	1.71	1.15	318	35.7	32.4	333	37.4	34.0	19.3	85.4	110	194
20.0	-	1.88	1.27	353	39.7	36.0	369	41.5	37.6	21.3	98.8	127	214
22.0	-	2.28	1.53	427	48.0	43.5	446	50.1	45.5	25.8	132	169	258
-	7/8	2.33	1.56	427	48.0	43.5	446	50.1	45.5	26.3	136	175	264
24.0	-	2.71	1.82	508	57.1	51.8	531	59.7	54.1	30.7	171	220	308
-	1	3.04	2.04	569	64.0	58.0	595	66.9	60.7	34.3	203	261	345
26.0	-	3.18	2.14	596	67.0	60.8	623	70.0	63.5	36.0	217	280	361
28.0	-	3.69	2.48	691	77.7	70.5	723	81.3	73.7	41.7	271	349	419
-	1 1/8	3.85	2.58	720	80.9	73.4	753	84.6	76.8	43.5	289	371	436
30.0	-	4.24	2.85	794	89.2	81.0	830	93.3	84.6	47.9	334	430	481
-	1 1/4	4.75	3.19	903	102	92.1	944	106	96.3	53.6	396	509	538
32.0	-	4.82	3.24	903	102	92.1	944	106	96.3	54.5	405	521	547
34.0	-	5.44	3.66	1020	115	104	1070	120	109	61.5	486	625	617
-	1 3/8	5.75	3.86	1080	121	110	1130	127	115	64.9	527	678	651
36.0	-	6.10	4.10	1140	128	116	1200	135	122	69.0	577	742	692
38.0	-	6.80	4.57	1270	143	130	1330	149	136	76.8	679	873	771
-	1 1/2	6.84	4.59	1270	143	130	1330	149	136	77.3	684	880	775
40.0	-	7.54	5.06	1410	158	144	1480	166	151	85.2	792	1020	854
-	1 5/8	8.02	5.39	1500	169	153	1570	176	160	90.7	870	1120	910
42.0	-	8.31	5.58	1560	175	159	1630	183	166	93.9	917	1180	942
44.0	-	9.12	6.13	1710	192	174	1790	201	183	103	1050	1360	1030
-	1 3/4	9.31	6.25	1710	192	174	1790	201	183	105	1090	1400	1060
46.0	-	9.97	6.70	1870	210	191	1950	219	199	113	1210	1550	1130
-	1 7/8	10.7	7.18	2030	228	207	2130	239	217	121	1340	1720	1210
48.0	-	10.9	7.29	2030	228	207	2130	239	217	123	1370	1760	1230
50.0	-	11.8	7.91	2210	248	225	2310	260	236	133	1550	1990	1340

This table is for guidance purposes only with no guarantee or warranty (express or implied) as to its accuracy. The products described may be subject to change without notice, and should not be relied on without further advice from Bridon.

HIGH PERFORMANCE CRANE ROPE

BRIDON ENDURANCE DYFORM® 18PI


AVAILABLE IN 18x7/18x19 DEPENDING UPON DIAMETER AND APPLICATION.



DIAMETER		NOMINAL LENGTH MASS		MINIMUM BREAKING FORCE			AXIAL STIFFNESS @20% LOAD	TORQUE GENERATED @20% LOAD		METALLIC CROSS SECTION
mm	inch	kg/m	lb/ft	DYFORM				Ordinary	Lang's	
				kN	TONS (short)	TONS (metric)	MN			Nm
-	3/8	0.454	0.305	76.6	8.61	7.81	4.82	4.42	6.46	50.6
10.0	-	0.500	0.336	84.4	9.49	8.61	5.31	5.11	7.48	55.8
11.0	-	0.605	0.407	104	11.7	10.6	6.43	6.80	9.97	67.5
-	7/16	0.617	0.415	104	11.7	10.6	6.56	7.01	10.3	68.9
12.0	-	0.720	0.484	122	13.7	12.4	7.65	8.83	13.0	80.3
-	1/2	0.806	0.542	136	15.3	13.9	8.56	10.5	15.4	90.0
13.0	-	0.845	0.568	143	16.1	14.6	8.97	11.2	16.5	94.3
14.0	-	0.980	0.659	165	18.5	16.8	10.4	14.0	20.6	109
-	9/16	1.02	0.686	172	19.3	17.5	10.8	14.9	21.9	114
15.0	-	1.13	0.756	190	21.4	19.4	11.9	17.2	25.4	126
-	5/8	1.26	0.847	216	24.3	22.0	13.4	20.4	30.1	141
16.0	-	1.28	0.860	216	24.3	22.0	13.6	20.9	30.8	143
17.0	-	1.45	0.971	244	27.4	24.9	15.3	25.1	37.0	161
18.0	-	1.62	1.09	274	30.8	27.9	17.2	29.8	43.9	181
19.0	-	1.81	1.21	306	34.4	31.2	19.2	35.3	52.1	201
-	3/4	1.81	1.22	306	34.4	31.2	19.3	35.3	52.1	202
20.0	-	2.00	1.34	337	37.9	34.4	21.2	40.8	60.3	223
21.0	-	2.21	1.48	372	41.8	37.9	23.4	47.3	69.9	246
22.0	-	2.42	1.63	416	46.8	42.4	25.7	54.4	80.3	270
-	7/8	2.47	1.66	416	46.8	42.4	26.2	56.0	82.8	276
23.0	-	2.65	1.78	446	50.1	45.5	28.1	62.1	91.8	295
24.0	-	2.88	1.94	486	54.6	49.6	30.6	70.6	104	321
25.0	-	3.13	2.10	527	59.2	53.7	33.2	79.8	118	349
-	1	3.23	2.17	544	61.1	55.5	34.3	83.6	124	360
26.0	-	3.38	2.27	570	64.1	58.1	35.9	89.7	133	377
27.0	-	3.65	2.45	615	69.1	62.7	38.7	100	149	407
28.0	-	3.92	2.63	661	74.3	67.4	41.6	112	166	437
-	1 1/8	4.08	2.74	688	77.3	70.2	43.4	119	176	455
29.0	-	4.21	2.83	709	79.7	72.3	44.7	124	184	469
30.0	-	4.50	3.02	759	85.3	77.4	47.8	138	204	502
-	1 1/4	5.04	3.39	863	97.0	88.0	53.5	163	242	562
32.0	-	5.12	3.44	863	97.0	88.0	54.4	167	248	571
34.0	-	5.78	3.88	975	110	99.4	61.4	201	297	645
-	1 3/8	6.10	4.10	1030	116	105	64.8	217	322	680
36.0	-	6.48	4.35	1090	123	111	68.8	238	353	723
38.0	-	7.22	4.85	1210	136	123	76.7	280	415	805
-	1 1/2	7.26	4.88	1210	136	123	77.1	282	419	810

BRIDON ENDURANCE DYFORM® DSC8

AVAILABLE IN 8x19/8x26 DEPENDING UPON DIAMETER AND APPLICATION.




DIAMETER		NOMINAL LENGTH MASS		MINIMUM BREAKING FORCE						AXIAL STIFFNESS @20% LOAD	TORQUE GENERATED @20% LOAD		METALLIC CROSS SECTION
mm	inch	kg/m	lb/ft	EIP/1960			EEIP/2160				Ordinary	Lang's	
				kN	TONS (short)	TONS (metric)	kN	TONS (short)	TONS (metric)	MN			Nm
-	3/8	0.455	0.299	83.6	9.40	8.52	92.5	10.4	9.43	5.68	13	17.5	53.5
10	-	0.491	0.330	92.1	10.4	9.39	102	11.5	10.4	6.27	15	20.2	58.9
11	-	0.594	0.399	111	12.5	11.3	123	13.8	12.5	7.58	20	26.9	71.3
-	7/16	0.606	0.407	111	12.5	11.3	123	13.8	12.5	7.74	20.6	27.8	72.8
12	-	0.707	0.475	133	14.9	13.6	146	16.4	14.9	9.02	25.9	35	84.8
-	1/2	0.792	0.532	149	16.7	15.2	164	18.4	16.7	10.1	30.7	41.5	95.0
13	-	0.83	0.558	156	17.5	15.9	172	19.3	17.5	10.6	32.9	44.5	99.6
14	-	0.962	0.647	181	20.3	18.5	199	22.4	20.3	12.3	41.1	55.6	115
-	9/16	1.00	0.674	188	21.1	19.2	207	23.3	21.1	12.8	43.6	59.2	120
15	-	1.10	0.742	207	23.3	21.1	228	25.6	23.2	14.1	50.5	68.5	133
-	5/8	1.24	0.831	236	26.5	24.1	260	29.2	26.5	15.8	59.8	81.2	148
16	-	1.26	0.845	236	26.5	24.1	260	29.2	26.5	16	61.2	83.1	151
17	-	1.42	0.954	266	29.9	27.1	293	32.9	29.9	18.1	73.4	100	170
18	-	1.59	1.07	298	33.5	30.4	329	37.0	33.5	20.3	87.1	118	191
19	-	1.77	1.19	333	37.4	34	366	41.1	37.3	22.6	102	139	213
-	3/4	1.78	1.20	333	37.4	34	366	41.1	37.3	22.7	103	140	214
20	-	1.96	1.32	368	41.4	37.5	406	45.6	41.4	25.1	119	163	236
22	-	2.38	1.60	446	50.1	45.5	491	55.2	50.1	30.3	159	216	285
-	7/8	2.43	1.63	446	50.1	45.5	491	55.2	50.1	31.0	164	223	291



This table is for guidance purposes only with no guarantee or warranty (express or implied) as to its accuracy. The products described may be subject to change without notice, and should not be relied on without further advice from Bridon.

HIGH PERFORMANCE CRANE ROPE

BRIDON ENDURANCE DYFORM® 34LR



BRIDON ENDURANCE DYFORM® 34LR PI



AVAILABLE IN 34x7/34x19 DEPENDING UPON DIAMETER AND APPLICATION.

DIAMETER		NOMINAL LENGTH MASS		MINIMUM BREAKING FORCE						AXIAL STIFFNESS @20% LOAD	TORQUE GENERATED @20% LOAD		METALLIC CROSS SECTION
				EIP/1960			EPIP/2160				ORDINARY	LANG'S	
mm	inch	kg/m	lb/ft	kN	TONS (short)	TONS (metric)	kN	TONS (short)	TONS (metric)	MN	Nm	Nm	mm ²
-	3/8	0.454	0.305	83.6	9.39	8.52	88.1	9.90	8.98	5.26	1.21	2.77	52.7
10.0	-	0.500	0.336	92.1	10.3	9.39	97.1	10.9	9.90	5.80	1.40	3.20	58.1
11.0	-	0.610	0.410	111	12.4	11.3	117	13.1	11.9	7.02	1.86	4.26	70.3
-	7/16	0.610	0.410	111	12.4	11.3	117	13.1	11.9	7.16	1.92	4.39	71.7
12.0	-	0.720	0.484	133	14.9	13.5	139	15.6	14.1	8.35	2.42	5.53	83.7
-	1/2	0.808	0.543	149	16.7	15.1	156	17.5	15.9	9.35	2.87	6.56	93.7
13.0	-	0.850	0.571	156	17.5	15.9	164	18.4	16.7	9.80	3.08	7.03	98.2
14.0	-	0.980	0.659	181	20.3	18.4	190	21.3	19.3	11.4	3.84	8.78	114
-	9/16	1.02	0.687	188	21.1	19.1	198	22.2	20.1	11.8	4.08	9.33	119
15.0	-	1.13	0.759	207	23.2	21.1	218	24.5	22.2	13.1	4.73	10.8	131
-	5/8	1.28	0.860	236	26.5	24.0	244	27.4	24.8	14.6	5.60	12.8	146
16.0	-	1.28	0.860	236	26.5	24.0	248	27.8	25.2	14.8	5.73	13.1	149
17.0	-	1.45	0.974	266	29.8	27.1	280	31.4	28.5	16.8	6.88	15.7	168
18.0	-	1.62	1.09	298	33.4	30.3	314	35.2	32.0	18.8	8.17	18.7	188
19.0	-	1.81	1.22	333	37.4	33.9	350	39.3	35.6	20.9	9.60	22.0	210
-	3/4	1.81	1.22	333	37.4	33.9	350	39.3	35.6	21.0	9.68	22.1	211
20.0	-	2.00	1.34	368	41.3	37.5	388	43.6	39.5	23.2	11.2	25.6	232
21.0	-	2.21	1.49	406	45.6	41.4	428	48.1	43.6	25.6	13.0	29.6	256
22.0	-	2.42	1.63	446	50.1	45.4	469	52.7	47.8	28.1	14.9	34.1	281
-	7/8	2.42	1.63	446	50.1	45.4	469	52.7	47.8	28.6	15.4	35.1	287
23.0	-	2.65	1.78	487	54.7	49.6	513	57.6	52.3	30.7	17.0	38.9	307
24.0	-	2.88	1.94	531	59.6	54.1	559	62.8	57.0	33.4	19.4	44.2	335
25.0	-	3.13	2.10	576	64.7	58.7	606	68.1	61.7	36.3	21.9	50.0	363
-	1.0	3.23	2.17	594	66.7	60.5	626	70.3	63.8	37.4	22.9	52.4	375
26.0	-	3.38	2.27	623	70.0	63.5	656	73.7	66.8	39.2	24.6	56.2	393
27.0	-	3.65	2.45	672	75.5	68.5	707	79.4	72.0	42.3	27.6	63.0	424
28.0	-	3.92	2.63	722	81.1	73.6	760	85.4	77.4	45.5	30.7	70.3	456
-	1.1	4.09	2.75	752	84.5	76.6	792	89.0	80.7	47.4	32.7	74.7	474
29.0	-	4.21	2.83	775	87.1	79.0	816	91.7	83.2	48.8	34.1	78.1	489
30.0	-	4.50	3.02	829	93.1	84.5	873	98.1	89.0	52.2	37.8	86.4	523
-	1.3	5.12	3.44	943	105	96.1	978	109	99.7	58.5	44.8	102	586
32.0	-	5.12	3.44	943	105	96.1	993	111	101	59.4	45.9	105	595
34.0	-	5.78	3.88	1060	119	108	-	-	-	67.0	55.0	126	672
-	1.4	6.11	4.10	1120	125	114	-	-	-	70.7	59.6	136	709
35.0	-	6.13	4.12	1120	125	114	-	-	-	71.1	60.0	137	712
36.0	-	6.48	4.35	1190	133	121	-	-	-	75.2	65.3	149	753
38.0	-	7.22	4.85	1330	149	135	-	-	-	83.8	76.8	176	839
-	1.5	7.27	4.88	1330	149	135	-	-	-	84.2	77.4	177	843
40.0	-	8.00	5.38	1470	165	149	-	-	-	92.8	89.6	205	930
-	1.6	8.53	5.73	1560	175	159	-	-	-	98.8	98.4	225	990
42.0	-	8.82	5.93	1620	182	165	-	-	-	102	104	237	1020
44.0	-	9.68	6.50	1780	200	181	-	-	-	112	119	273	1120
-	1.8	9.89	6.65	1780	200	181	-	-	-	115	123	281	1150
46.0	-	10.6	7.12	1940	218	197	-	-	-	123	136	311	1230
-	1.9	11.4	7.63	2110	237	215	-	-	-	132	151	346	1320
48.0	-	11.5	7.73	2110	237	215	-	-	-	134	155	354	1340
50.0	-	12.5	8.40	2290	257	233	-	-	-	145	175	400	1450
-	2.0	12.9	8.68	2370	266	241	-	-	-	150	184	420	1500
52.0	-	13.5	9.07	2480	278	252	-	-	-	157	197	450	1570
-	2.1	14.6	9.80	2670	300	272	-	-	-	169	220	503	1690
54.0	-	14.6	9.81	2670	300	272	-	-	-	169	220	504	1690
56.0	-	15.7	10.5	2880	323	293	-	-	-	182	246	562	1820
-	2.3	16.4	11.0	3000	337	305	-	-	-	189	261	597	1900
58.0	-	16.8	11.3	3090	347	315	-	-	-	195	273	624	1950
60.0	-	18.0	12.1	3250	365	331	-	-	-	209	302	691	2090
-	2.4	18.2	12.2	3250	365	331	-	-	-	211	307	703	2110
62.0	-	19.2	12.9	3470	390	353	-	-	-	223	334	763	2230
-	2.5	20.2	13.6	3690	414	376	-	-	-	234	358	819	2340
64.0	-	20.5	13.8	3690	414	376	-	-	-	238	367	839	2380
66.0	-	21.8	14.6	3930	441	400	-	-	-	253	403	920	2530
-	2.6	22.3	15.0	3930	441	400	-	-	-	258	415	949	2580
68.0	-	23.1	15.5	4030	452	410	-	-	-	268	440	1010	2690
-	2.8	24.4	16.4	4270	479	435	-	-	-	283	477	1090	2830
70.0	-	24.5	16.5	4270	479	435	-	-	-	284	480	1100	2850
72.0	-	25.9	17.4	4520	508	460	-	-	-	301	523	1190	3010
-	2.9	26.7	17.9	4650	522	474	-	-	-	309	545	1250	3100
74.0	-	27.4	18.4	4770	536	486	-	-	-	318	567	1300	3180
76.0	-	28.9	19.4	5040	566	513	-	-	-	335	615	1400	3360
-	3.0	29.1	19.5	5040	566	513	-	-	-	337	619	1420	3370

This table is for guidance purposes only with no guarantee or warranty (express or implied) as to its accuracy. The products described may be subject to change without notice, and should not be relied on without further advice from Bridon.